

LPA

~

~

3

LPA₆
LPA₆
LPA₆

LPA₆ LPA


LPA

LPA 6 LPA 1
LPA 1 LPA₆ X 1
2 LPA LPA₆ LPA₆
LPA₆ LPA₆ LPA₆

AMED

AMED-CREST

AMED-CREST



Nature 8 17

Structural insights into ligand recognition by the lysophosphatidic acid receptor LPA₆

Reiya Taniguchi*, Asuka Inoue*, Misa Sayama, Akiharu Uwamizu, Keitaro Yamashita, Kunio Hirata, Masahito Yoshida, Yoshiki Tanaka, Hideaki E. Kato, Yoshiko Nakada-Nakura, Yuko Otani, Tomohiro Nishizawa, Takayuki Doi, Tomohiko Ohwada, Ryuichiro Ishitani, Junken Aoki* & Osamu Nureki*

DOI 10.1038/nature23448

8 10 2 9 6

(研究に関すること)

TEL 03-5841-4392, 080-5690-4239 E-mail nureki@bs.s.u-tokyo.ac.jp

TEL 022-795-6860 E-mail jaoki@m.tohoku.ac.jp

(報道に関すること)

TEL 03-5841-0654 E-mail kouhou.s@gs.mail.u-tokyo.ac.jp

AMED

Tel 03-6870-2224 Fax 03-6870-2243

E-mail kenkyuk-ask@amed.go.jp

1 X

1

X

2

LPA

LPA

3 G

1

G

G

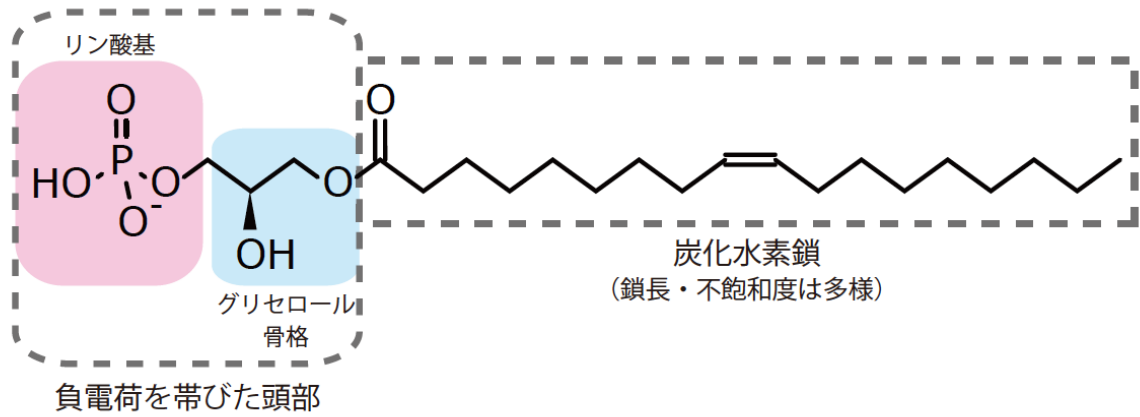
300

G

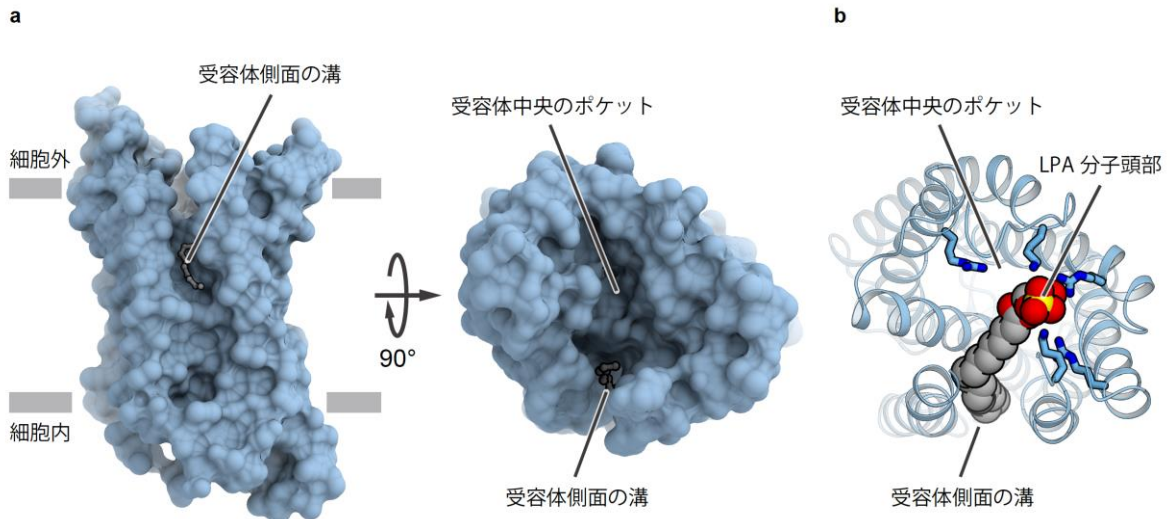
G

4

2



1. LPA

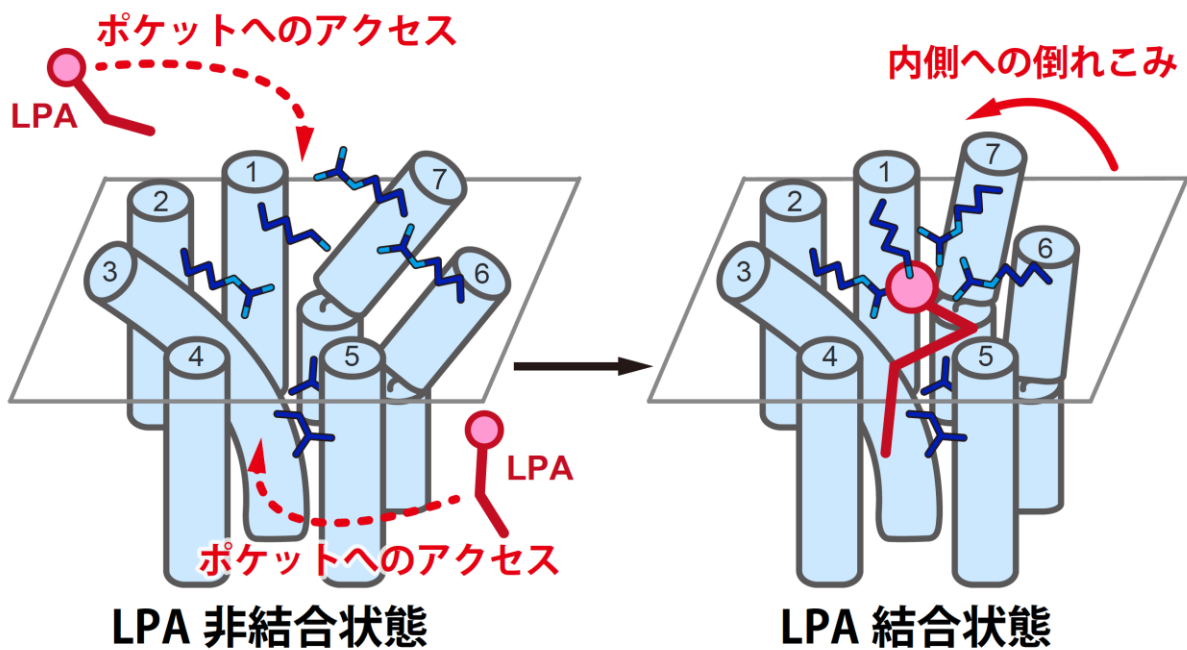


2. a LPA₆

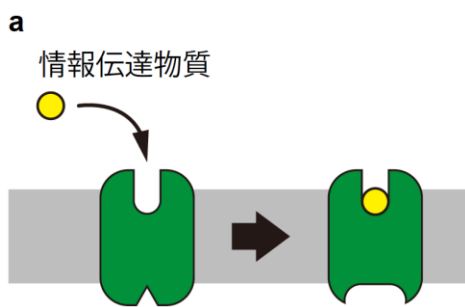
LPA

a b

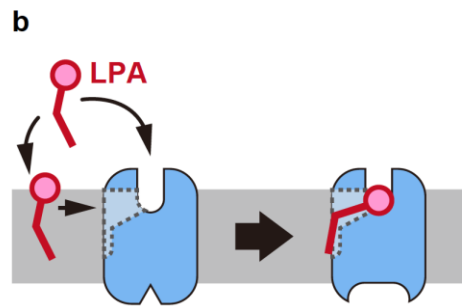
a



- 3.
- LPA
- LPA
- LPA
- LPA



従来の受容体での情報伝達物質認識機構



LPA₆ による LPA 分子認識機構

- 4.

a

b LPA₆

LPA